



# MITSUBISHI ELECTRIC

## MULTIMEDIA DATA/VIDEO PROJECTORS

*Changes for the Better*



**Sharp, clear, widescreen images  
From a mere 25 inches...**



**NEW** Short Throw Projector  
**EW230U-ST**



**WXGA**  
1280x800

**2500**  
LUMENS

**2000:1**  
CONTRAST RATIO

**4000hr**  
Estimated Lamp Life\*

**29dBA**  
Noise Level\*\*

**6.2lbs**  
Ultra Portable

**SHORT  
THROW**

Crestron  
**RoomView™**

**S.R.D. LAMP**  
TOP LOADING  
USER REPLACEABLE

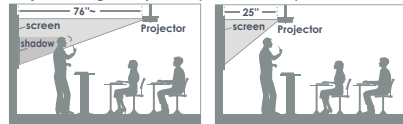
**HDMI™**  
HIGH DEFINITION MULTIMEDIA INTERFACE

**CLOSED  
CAPTION**

### Short Throw Widescreen Projection

Presenting in environments with limited projection space can now be eliminated with the new EW230U-ST. This native WXGA projector is equipped with an ultra-powerful short-throw lens that can project an amazing 60" diagonal image from a distance of just 25" from the screen, featuring 1.3x the resolution as an XGA projector. With such a short projection distance, concerns about presenters casting their shadow on the screen are now eliminated. High-end features on the EW230U-ST include an HDMI connection as well as a 6-segment color wheel for a rich and vivid spectrum. And since the EW230U-ST was designed with tightened budgets in mind, you can rest assured you'll be enjoying high value picture and quality—at a low price.

Projected Image Comparison (60-inch screen)

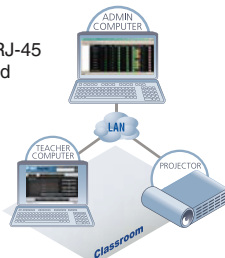


### Light & Bright

The EW230U-ST weighs only 6.2lbs offering excellent portability or easy lightweight installations while showing an impressive brightness of 2500lm. From meeting rooms to classrooms, clear images are displayed even with ambient light.

### Crestron RoomView™

The EW230U-ST is equipped with a built-in RJ-45 terminal for remote operation when connected to a Crestron® software, integrated control of up to 250 projectors including power on/off control, message display on multiple projectors and monitoring total lamp usage hours is possible using RoomView™ & e-Control™ applications.



### More Features

#### 3D-Ready Technology

Future-proof your installation with the 3D-Ready EW230U-ST! Immersive, interactive 3D presentations are the future of instructional education, and with this Mitsubishi—you'll be ready. 3D video content must be designed in field sequential format, played in a 3D capable computer, using active shutter glasses.



#### S.R.D. Top Loading Lamp

Simple Replacement Design. The projection lamp is installed in the upper section of the main body, so there's never a need to dismount or move the whole projector for lamp replacement.



#### 4,000hr\*1 Estimated Lamp Life

\*1: Lamp life specification is an estimate based on information provided by the lamp manufacturer and is not the duration of the warranty. Lamp will shut-off automatically when usage reaches the specified estimated maximum lamp hours.

#### Stand-by Mode under 1W\*2

\*2: When LAN control is set to RS-232C, and "Stand-by Audio Out" and "Stand-by Monitor Out" are set to "Off."

#### BrilliantColor™\*3 6-segment color wheel

The EW230U-ST is equipped with a 6-segment color wheel. Clear, vivid images are reproduced from computer and video-players—at a low price. \*3: BrilliantColor is a trademark of Texas Instruments.

#### Closed Caption (CC) Capable

A closed caption decoder comes installed as standard equipment. Words spoken are processed into subtitles that are projected onto the screen. This feature conveniently addresses the needs of language students and hearing-impaired viewers.

#### Wall Screen

Projects natural color images not only onto white or black boards, but light-yellow, blue, light-green or pink walls as well — turning nearly any wall into a projection surface.

**NEW**




# EW230U-ST

Ultra-short throw Projector

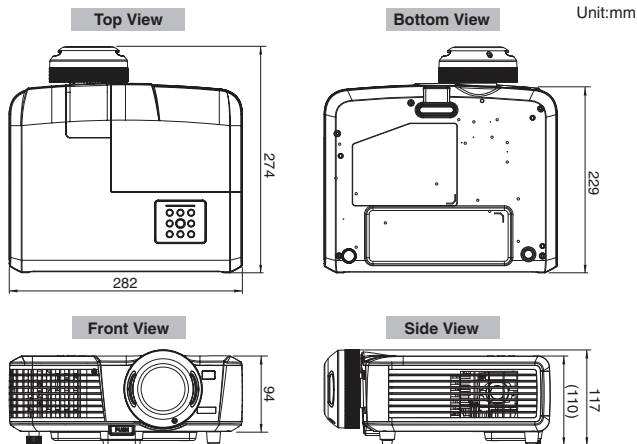
Brilliant Color™	Wall Screen	Password Lock	Direct Power Off	Long-life Lamp	Low Standby Power	Picture Performance User Friendly
Top Loading Lamp	Ultra-short Throw Lens	Closed Caption	Low Fan Noise	LAN (RJ-45)	HDMI	

## Input and Output Terminals



- 1 Monitor output
- 2 PC/Component video input
- 3 HDMI
- 4 Serial RS-232C
- 5 LAN (RJ-45)
- 6 Audio input
- 7 Audio output
- 8 S-Video
- 9 Video

## Dimensions

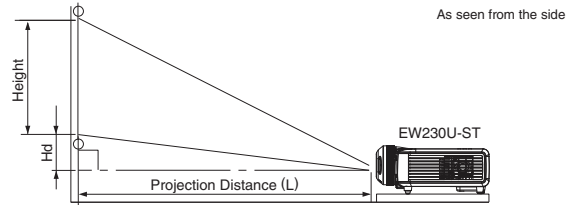


## Specifications

Model	EW230U-ST
Display Technology	0.65" 1-Chip DMD
Resolution	1280 x 800 (Total 1,024,000 pixels) [16:10]
Brightness	2500lm
Contrast Ratio	2000 : 1
Picture Size*1	50" - 300"
Throw Ratio*1	0.5
Source Lamp	160W (4000hr*) with Low Mode, 185W (3000hr*) with Standard Mode
PC Compatibility	640 x 480 - 1600 x 1200, True: 1280 x 800, Sync on Green available
Video Compatibility	NTSC / NTSC 4.43 / PAL (including PAL-M, N) / SECAM / PAL-60 Component Video: 480i/p (525i/p), 576i/p (625i/p), 720p (750p), 1080i/p (1125i/p 60Hz), 1080i/p (1125i/p 50Hz)
Input Terminals	RGB: mini D-sub 15pin x 2 Video: RCA x 1 + S-VIDEO x 1 Digital: HDMI (Ver1.2) x 1 Audio: Stereo mini jack (ø3.5mm) x 1
Output Terminals	RGB: mini D-sub 15pin x 1 Audio: Stereo mini jack (ø3.5mm) x 1
Communication Terminal	RS-232C: D-Sub 9pin x 1 LAN: RJ-45 x 1
Speaker Output	2W Mono
Dimensions (W x H x D)	11.1" x 3.7" x 9.0" (Not including protrusion)
Weight	6.2lbs
Power Requirements	AC 100-240V, 50/60Hz
Supplied Accessories	Soft carrying bag, Remote control (w/ 2 batteries), Power cable, VGA(D-sub) cable, Lens Cap, Lamp replacement tool
Optional Accessories	Replacement lamp (VLT-EX240LP), Wall mount (PROJ-SWM)
Warranty	2-Years of Parts/Labor, 2-Years of Express Replacement Assistance (ERA), 1-year or 500 hours lamp warranty (whichever comes first)

- Compliance with ISO21118-2005
- All brand names and product names are trademarks, registered trademarks or trade names of their respective holders.
- Value may vary a few percent from that listed in the chart.
- The above numbers are approximate, and may be slightly different from the actual measurements.
- \*1: Lamp life specification is only an estimated maximum lamp life based on tests and verification under factory-controlled conditions, it is not the duration of the warranty. Lamp will shut-off automatically when usage reaches the specified estimated maximum lamp hours.

## Screen size and Projection distance



Screen size chart (16:10 aspect ratio)

Screen		Distance from screen (L)		Height projected image (Hd)					
Diagonal Size	Width (W)	Height (H)							
inch	cm	inch	cm	inch	cm				
50	127	42	108	26	67	21	0.5	1	3
60	152	51	129	32	81	25	0.6	2	4
80	203	68	172	42	108	33	0.8	2	5
100	254	85	215	53	135	41	1.1	3	7
150	381	127	323	79	202	62	1.6	4	10
200	508	170	431	106	269	83	2.1	5	13
250	635	212	538	132	337	104	2.6	7	17
270	686	229	582	143	363	112	2.8	7	18
300	762	254	646	159	404	124	3.2	8	20

The above numbers are approximate, and may be slightly different from the actual measurements.

Screen size chart (16:9 aspect ratio)

Screen		Distance from screen (L)		Height projected image (Hd)					
Diagonal Size	Width (W)	Height (H)							
inch	cm	inch	cm	inch	cm				
50	127	44	111	25	62	22	0.6	3	7
60	152	52	133	29	75	26	0.7	3	8
80	203	70	177	39	100	35	0.9	4	11
100	254	87	221	49	125	44	1.1	5	14
150	381	131	332	74	187	65	1.7	8	21
200	508	174	443	98	249	87	2.2	11	27
250	635	218	553	123	311	109	2.8	13	34
270	686	235	598	132	336	118	3.0	15	37
300	762	261	664	147	374	131	3.3	16	41

The above numbers are approximate, and may be slightly different from the actual measurements.

**MITSUBISHI DIGITAL ELECTRONICS AMERICA, INC.**  
Presentation Products Division



**PRÉSENCE**  
Québec Montréal  
Tél. : (418) 681-2470 Tél. : (514) 871-1994

www.presence.qc.ca